

**KENDRIYA VIDYALAYA SANGATHAN: CHENNAI REGION**  
**SPLIT UP SYLLABUS 2021-22**

**CLASS: II**

**SUBJECT: EVS**



S.NO.	MONTH	CHAPTER	NO OF WORKING DAYS / WEEK	NO OF ONLINE PERIODS
1	JUNE	My self at Home & Myself at School	08 days	04
2	JULY	Animals	4 WEEKS	12
3	AUGUST	Water	4 WEEKS	12
4	SEPTEMBER	Shelter	4 WEEKS	12
5	OCTOBER	Our helpers	2 WEEKS	06
6	NOVEMBER	Food	4 WEEKS	12
7	DECEMBER	Transport	3 WEEKS	09
8	JANUARY	Plants	4 WEEKS	12
9	FEBRUARY	Work & Play	4 WEEKS	12
10	MARCH	<b><i>SESSION ENDING EXAM</i></b>		

**KENDRIYA VIDYALAYA SANGATHAN, CHENNAI REGION**

**CLASS:2**

**SPLIT UP OF SYLLABUS -2021-2022**

**SUBJECT:EVS**

MONTH / WEEK	NUMBER OF PERIODS REQUIRED	LESSON / CHAPTER / UNIT NAME	CONCEPT / SKILL	LEARNING OBJECTIVES	LEARNING OUTCOMES	AAC ACTIVITIES	ONLINE RESOURCES	ASSESSMENT STRATEGIES
JUNE	4	THIS IS ME (SELF AND FAMILY)	<p><b>Myself at home</b></p> <ol style="list-style-type: none"> <li>1. Self introduction</li> <li>2. Names of family members</li> <li>3. Relationship with family members</li> <li>4. Personal Hygiene</li> </ol> <p><b>Myself at school</b></p> <ol style="list-style-type: none"> <li>1. Names of my teachers handling the classes.</li> <li>2. Names of my friends</li> <li>3. What I like most in school.</li> </ol>	<p>Talking and reporting about self and family.</p> <p>Recalling previous experiences of their school life And relating it to the present.</p>	<p>The learner expresses and writes about himself/herself.</p> <p>Identifies relationships with and among family members and express themselves in different ways.</p> <p>The Learner also gets acquainted and communicates about his/her school activities</p>	<p>Completing the family tree.</p>  <p>Write about himself/herself in templates and shares with others.</p> 	<p><a href="https://www.youtube.com/watch?v=jEy0Ltlm3nU">https://www.youtube.com/watch?v=jEy0Ltlm3nU</a></p> <p>Some videos on personal hygiene to be followed at home can be shown to children.</p>	Interactive sessions.



**KENDRIYA VIDYALAYA SANGATHAN, CHENNAI REGION**

**CLASS:2**

**SPLIT UP OF SYLLABUS -2021-2022**

**SUBJECT: EVS**

MONTH / WEEK	NUMBER OF PERIODS REQUIRED	LESSON / CHAPTER / UNIT NAME	CONCEPT / SKILL	LEARNING OBJECTIVES	LEARNING OUTCOMES	AAC ACTIVITIES	ONLINE RESOURCES	ASSESSMENT STRATEGIES
JULY	12	ANIMALS	1.Wild and domestic animals 2.Habitat of animals. 3.Movement of animals. 4..The special features in animals like wings, fins and legs that bring about the movement of animals. 5.Complete the grid(Drawing)	<p><b>Observation and recording</b> Observe the diversity of animals around them.</p> <p><b>Identification and classification</b> Classify and differentiate animals on the basis of their . habitat..</p> <p><b>Discovery of facts</b> Relate body parts used for movement in different animals.</p> <p>Nurturing arts and crafts.</p>	1.The learner differentiates animals on the basis of their <b>habitat</b> as land and water animals. 2.The learner identifies and describes the body parts used for <b>movement</b> in different animals and birds. 3..The learner groups the animals according to the similarities as land and water animals.	Preparing fact file animals they see in and around their house  The learner can share the facts collected.	<p><a href="https://www.youtube.com/watch?v=5hFoZq0qgrM">https://www.youtube.com/watch?v=5hFoZq0qgrM</a></p> <p><a href="https://www.youtube.com/watch?v=c0qOYZXPIac">https://www.youtube.com/watch?v=c0qOYZXPIac</a></p>	Cycle tests- Google forms with MCQ  Compare/sort animals- worksheets  Oral Quiz



4.They also recall their previous experience and **classify animals that can fly,walk/run, hop,crawl and swim.**

5.The learner completes other half of the animals



**KENDRIYA VIDYALAYA SANGATHAN, CHENNAI REGION**

**CLASS:2**

**SPLIT UP OF SYLLABUS -2021-2022**

**SUBJECT: EVS**

MONTH / WEEK	NUMBER OF PERIODS REQUIRED	LESSON / CHAPTER / UNIT NAME	CONCEPT / SKILL	LEARNING OBJECTIVES	LEARNING OUTCOMES	AAC ACTIVITIES	ONLINE RESOURCES	ASSESSMENT STRATEGIES
August	12	Water	1.Need of water 2.Sources of water 3.Uses of water 4.Properties of water 5.Methods of saving water 6.Recycling of water	<p><b>Observing and recording</b></p> <p>*knows the importance and need of water</p> <p>*recognizes the different sources of water.</p> <p><b>Identification and classification</b></p> <p>*Discuss the unique Properties of water</p> <p><b>DISCOVERY OF FACTS</b></p>	<p>*Describes the need of water by exploring pictures, posters, books, audio-video, and newspaper clippings.</p> <p>*Creates drawings and paintings on the topics need of water and sources of water</p> <p>*Names the sources of water at home.</p> <p>*Describes the properties of water</p>	<p>Speaks and writes about water sources in the neighborhood and the need for water.</p> <p>Makes posters on Save Water</p>	<p><a href="https://www.youtube.com/watch?v=hV6ar_QpIP4">https://www.youtube.com/watch?v=hV6ar_QpIP4</a></p> <p><a href="https://www.youtube.com/watch?v=hV6ar_QpIP4">https://www.youtube.com/watch?v=hV6ar_QpIP4</a></p> <p><a href="https://www.youtube.com/watch?v=dkLfserCwKo">https://www.youtube.com/watch?v=dkLfserCwKo</a></p> <p><a href="https://www.youtube.com/watch?v=xgS9uXb3o8">https://www.youtube.com/watch?v=xgS9uXb3o8</a></p>	<p>Cycle tests- Google form with MCQs</p> <p>Related worksheets</p>


				Measures taken for saving water at home and school.	*Discusses the importance of saving water *Recites poem on water		<a href="https://www.youtube.com/watch?v=Q-DIryEbl0">https://www.youtube.com/watch?v=Q-DIryEbl0</a>  <a href="https://www.youtube.com/watch?v=mK2BIjNf0yQ">https://www.youtube.com/watch?v=mK2BIjNf0yQ</a>	Oral quiz
--	--	--	--	---	---	--	--	-----------

**KENDRIYA VIDYALAYA SANGATHAN, CHENNAI REGION**

**CLASS:2**

**SPLIT UP OF SYLLABUS -2021-2022**

**SUBJECT: EVS**

MONTH / WEEK	NUMBER OF PERIODS REQUIRED	LESSON / CHAPTER / UNIT NAME	CONCEPT / SKILL	LEARNING OBJECTIVES	LEARNING OUTCOMES	AAC ACTIVITIES	ONLINE RESOURCES	ASSESSMENT STRATEGIES
September	12	SHELTER	1.Different types of houses based on the materials used for building  2.Different types of houses based on the size  3.Materials used to build houses.  4.cleanliness of the house  5. Decoration of house  6.Suitable house for summer, winter and rainy days	<p><b>Identification and classification</b> Enlist the materials used to build different kinds of houses.</p> <p><b>Observation and recording</b> Observe the different kinds of houses around them</p> <p><b>Discovery of facts</b> Steps taken to keep the house clean and the role of the learner in that.</p>	<p>The learner discusses the materials used to build a strong house</p> <p>The learner describes the different types of the houses as brick houses and wooden houses based on the visuals shown .</p> <p>The learner compares the visuals of clean and unclean house and house and</p>	Make a house with different shapes  	<p><a href="https://youtu.be/XNXPAETI0sI">https://youtu.be/XNXPAETI0sI</a></p> <p><a href="https://youtu.be/tTG-4XztrJE">https://youtu.be/tTG-4XztrJE</a></p>	Cycle test  Google forms with MCQ  Worksheets  Oral quiz

				<p>Find out various ways to decorate the house</p> <p>Match the houses suitable for the hot, cold and windy days</p>	<p>speaks about them.</p> <p>The learner describes the various ways of decorating the house</p> <p>The learner expresses as which type of house is comfortable for hot, cold and windy days.</p>			
--	--	--	--	--	--	--	--	--



**KENDRIYA VIDYALAYA SANGATHAN, CHENNAI REGION**

**CLASS:2**

**SPLIT UP OF SYLLABUS -2021-2022**

**SUBJECT: EVS**

MONTH / WEEK	NUMBER OF PERIODS REQUIRED	LESSON / CHAPTER / UNIT NAME	CONCEPT / SKILL	LEARNING OBJECTIVES	LEARNING OUTCOMES	AAC ACTIVITIES	ONLINE RESOURCES	ASSESSMENT STRATEGIES
October	8	Our Helpers	1) Different helpers in our neighborhood and their importance a. Doctor b. Nurse c. Teacher d. Police e. Farmer f. Shopkeeper g. Tailor i. Garbage collector j. Postman k. Potter l. Plumber	<b>Observation and recording:</b> Observes the people around them to know their occupations. <b>Identification and classification:</b> Identify different tools used by different helpers <b>Discovery of facts:</b> From the community helpers you know name the ones who produce	1) The learner comprehends the given picture to know about the different works done by people  2.The learner recognizes the uniforms some of our helpers wear.  3.The learner enlists and identifies the tools used by them and the places they work.  4.The learner identifies the	Observe and list helpers in the times of corona pandemic and lockdown, and how they are helpful.  Role-play  Perform a role of any of your favorite helpers.	Different tools used by our helpers  <a href="https://www.youtube.com/watch?v=-OlvRZOJ7U">https://www.youtube.com/watch?v=-OlvRZOJ7U</a> <u>s</u>	Cycle Test  Google Form  Worksheet  Oral assessment

			<p>m. Electrician  n. Counsellor  o. Data analyst</p> <p>2) Different Tools used by our helpers</p> <p>3) Recognize the uniforms some of our helpers wear.</p> <p>4) Places where these helpers work.</p> <p>5. Special vehicles used by them.</p>	<p>materials needed for our daily life.</p> <p>.</p>	<p>vehicles used by some helpers.</p> <p>5. The learner describes how these helpers are helpful to us.</p>			
--	--	--	--	--	--	--	--	--

**KENDRIYA VIDYALAYA SANGATHAN, CHENNAI REGION**

**CLASS:2**

**SPLIT UP OF SYLLABUS -2021-2022**

**SUBJECT: EVS**

MONTH / WEEK	NUMBER OF PERIODS REQUIRED	LESSON / CHAPTER / UNIT NAME	CONCEPT / SKILL	LEARNING OBJECTIVES	LEARNING OUTCOMES	AAC ACTIVITIES	ONLINE RESOURCES	ASSESSMENT STRATEGIES
November	12	Food	1) Uses of food 2) Classification of different food items into food groups: a. Vegetables b. Fruits c. Grains d. Protein e. Dairy 3) Sources of food 4) Good Food Habits.	<b>Observation and recording:</b> Describes uses of food <b>Identification and Classification</b> Classify the following food items based on a. Source b. Type <b>Discovery of facts:</b> Differentiate between healthy and junk food	1. The learner lists the uses of food. 2. The learner classifies the food items based on source and type. 3. The learner states reasons for their choice of foods 4. The learner expresses his/her ideas on healthy food habits. (Visuals can be shown)	With the help of parents, prepare a healthy fruit or vegetable salad.	Food Groups : <a href="https://www.youtube.com/watch?v=gbHBKw1KsIU">https://www.youtube.com/watch?v=gbHBKw1KsIU</a> Sources of food: <a href="https://www.youtube.com/watch?v=4_nKalYd1V4">https://www.youtube.com/watch?v=4_nKalYd1V4</a> Good food habits : <a href="https://www.youtube.com/watch?v=g8bAwh2GNvw">https://www.youtube.com/watch?v=g8bAwh2GNvw</a>	Cycle Test Google Form (MCQ) Home Assignments worksheets

**KENDRIYA VIDYALAYA SANGATHAN, CHENNAI REGION**

**CLASS:2**

**SPLIT UP OF SYLLABUS -2021-2022**

**SUBJECT: EVS**
















MONTH / WEEK	NUMBER OF PERIODS REQUIRED	LESSON / CHAPTER / UNIT NAME	CONCEPT / SKILL	LEARNING OBJECTIVES	LEARNING OUTCOMES	AAC ACTIVITIES	ONLINE RESOURCES	ASSESSMENT STRATEGIES
December	8	Transport	1) Different modes of transport 2) Fuels used in vehicles 3) Road safety rules 4) Simple Road signs	<p><b>Observation and recording:</b></p> Observe and name different vehicles around them	1) Learner categorizes different types of transports 2) The learner identifies different modes of and group them. 3) The learner identifies which vehicles need fuel, and differentiate the vehicles based on it. 4)The learner explains and demonstrates the simple road safety rules.	Collect different pictures of vehicles from newspapers and magazines Sort the vehicles as land, water and air. List out various emergency vehicles you see in your neighborhood and mention how they are used.	Road Safety <a href="https://www.youtube.com/watch?v=wy5onSbjtt8">https://www.youtube.com/watch?v=wy5onSbjtt8</a> Traffic symbols: <a href="https://www.youtube.com/watch?v=PpEWVxNj2xo">https://www.youtube.com/watch?v=PpEWVxNj2xo</a> worksheet on road signs .	Cycle Test Google Form (MCQ) Home Assignments worksheets

**KENDRIYA VIDYALAYA SANGATHAN, CHENNAI REGION**

**CLASS:2**

**SPLIT UP OF SYLLABUS -2021-2022**

**SUBJECT: EVS**

MONTH / WEEK	NUMBER OF PERIODS REQUIRED	LESSON / CHAPTER / UNIT NAME	CONCEPT / SKILL	LEARNING OBJECTIVES	LEARNING OUTCOMES	AAC ACTIVITIES	ONLINE RESOURCES	ASSESSMENT STRATEGIES																		
January	12	PLANTS	1.Different parts of plants  2.Types of plants a.herbs b.Shrubs c.Trees d.Water plans  3.Things needed for the plants to grow  4.Growing new plants from seeds	<p><b>Observation and Recording</b> Observe and record the growth of a plant with regular intervals (with parental guidance)</p> <table border="1" data-bbox="974 901 1176 1117"> <thead> <tr> <th>Stages</th> <th>Date</th> <th>Observations</th> </tr> </thead> <tbody> <tr> <td></td> <td></td> <td></td> </tr> <tr> <td></td> <td></td> <td></td> </tr> <tr> <td></td> <td></td> <td></td> </tr> <tr> <td></td> <td></td> <td></td> </tr> <tr> <td></td> <td></td> <td></td> </tr> </tbody> </table> <p><b>Identification and classification</b></p>	Stages	Date	Observations																<p>*The learner observes and records the growth of the plants in terms of number of leaves,branches or buds.</p> <p>*The learner tabulates the given visuals of plants in different categories.</p> <p>*The learner compares and describes the common plants with aquatic plants .</p>	<p>*Draws the parts of plants</p> <p>*Writes the names of the plants growing in their surroundings</p> <p>*Collects some fallen leaves and</p>	<p><a href="https://www.youtube.com/watch?v=X6TLFZUC9gI">https://www.youtube.com/watch?v=X6TLFZUC9gI</a></p> <p><a href="https://www.youtube.com/watch?v=3MQR9bRwVV8">https://www.youtube.com/watch?v=3MQR9bRwVV8</a></p> <p><a href="https://www.youtube.com/watch?v=NjfNJl8Ye-4">https://www.youtube.com/watch?v=NjfNJl8Ye-4</a></p>	<p>Cycle Test</p> <p>Google Form (MCQ)</p> <p>Home Assignments</p>
Stages	Date	Observations																								
																										
																										
																										
																										
																										

Identifies the various types of plants in their immediate surrounding

**Discovery of facts**

Drawing inference from the activity of growing plants on things needed by the plants to grow.






\*The learner speaks about the things needed for the growth of plants

flowers and identifies the name of the plant.

<https://www.youtube.com/watch?v=gIRR-VdIP1M>

<https://www.youtube.com/watch?v=4Znej44BR8I>

Worksheets

Stages	Date	Observations
 seed		
 root		
 stem		
 leaves		
 flower		

**KENDRIYA VIDYALAYA SANGATHAN, CHENNAI REGION**

**CLASS:2**

**SPLIT UP OF SYLLABUS -2021-2022**

**SUBJECT: EVS**

MONTH / WEEK	NUMBER OF PERIODS REQUIRED	LESSON / CHAPTER / UNIT NAME	CONCEPT / SKILL	LEARNING OBJECTIVES	LEARNING OUTCOMES	AAC ACTIVITIES	ONLINE RESOURCES	ASSESSMENT STRATEGIES
February	10	WORK AND PLAY	1.Indoor and outdoor games  2.Play materials  3.Uses of playing games  4.Personal hygiene relating to healthy living  5.Harmful effects of digital games	<p><b>Observation and recording</b></p> <p>Observe the activities done by the family members during leisure time</p> <p>List the games played by family members and their local names</p> <p><b>Identification and classification</b></p> <p>List few outdoor and indoor games</p> <p><b>Discovery of facts</b></p>	<p>The learner describes the games they play with their family members during holidays or in leisure time.</p> <p>The learner classifies the given picture of games as indoor or outdoor games.</p>	<p><a href="https://diksha.gov.in/play/collectio">https://diksha.gov.in/play/collectio</a></p> <p>List the games you played</p> <p>a. During the times of lock down b. With whom and mode of playing.</p>	<p><a href="https://youtu.be/L2kyOBAluU">https://youtu.be/L2kyOBAluU</a></p> <p><a href="https://youtu.be/YkelkmzYSz4">https://youtu.be/YkelkmzYSz4</a></p>	<p>Cycle Test</p> <p>Google Form (MCQ)</p> <p>Home Assignments</p>

				<p>Differentiate between outdoor and indoor games</p> <p>Know about the things used in different games</p> <p><b>Discovery of facts</b></p> <p>Relate the importance of games and exercise in their daily life.</p> <p>Why should we not look at the mobile or Tv screen for a long time?</p>	<p>The learner demonstrates some simple exercises and steps needed for personal hygiene.</p> <p>Speaks about the parents 'advices on not to look at the screen for a longer time.</p>			<p>Activities</p> <p>Oral</p>
March		REVISITING THE LEARNING OUTCOMES AND CYCLE TEST						